

Attendee Guide

67th Annual Biosafety and Biosecurity Conference



- [Lobby](#)
- [Auditorium](#)
- [Poster Hall](#)
- [Networking Lounge](#)
- [Help Desk](#)
- [Briefcase](#)



Gold Sponsors



Silver Sponsor



Bronze Sponsors



Attendee Guide

Exploring the Lobby



The screenshot shows the website's lobby interface. At the top, there is a navigation bar with links for Lobby, Auditorium, Poster Hall, Networking Lounge, Help Desk, and Briefcase. A search icon and a user profile icon are also present. The main area features a large video player with a play button and the text 'Click Here to view our Welcome Video'. To the left, there is a 'View our Code of Conduct' button. To the right, there is a poster for the 'USDA ARS 8th International Biosafety and Biocontainment Symposium' held from February 10-13, 2025, in Baltimore, Maryland. The lobby is populated with several people in professional attire, and there are potted plants in the foreground. Callouts A, B, and C are placed over the navigation bar, the video player, and the Code of Conduct button, respectively.

Gold Sponsors

- sitero
- Miltenyi Biotec

Silver Sponsor

- BioSAFE Engineering


Bronze Sponsors

- actini
- TRIVIRATE ENVIRONMENTAL
- camfil CLEAN AIR SOLUTIONS
- NUARE
- LABCONCO
- PRI BIO

- A. You first enter the event through the lobby. You can navigate to different rooms via the top navigation bar.
- B. The welcome video automatically plays upon your first entrance. Click here if you wish to replay the welcome video again.
- C. Various calls-to-action and interactive elements are present in every room to access content or to navigate elsewhere.
- D. If you need assistance, click on the Help Desk link. In a new room, you can access FAQs and chat directly with support.

Attendee Guide

Exploring the Lobby



A Dropdown icon: Business Cards, sent or received; Event Announcements, missed or pending

B Event Announcements.

C Search icon: Enter key words or phrases to search the available content that was loaded site wide.

D Profile Icon: Edit your user profile.

- A. Dropdown icon:
 - Business Cards, sent or received
 - Event Announcements, missed or pending
- B. Event Announcements.

- C. Search icon: Enter key words or phrases to search the available content that was loaded site wide.
- D. Profile Icon: Edit your user profile.

Attendee Guide

Exploring the Lobby



The screenshot displays the mobile app interface for the 67th Annual Biosafety and Biosecurity Conference. The top navigation bar includes: Home, Auditorium, Poster Hall, Networking Lounge, Help Desk, and Briefcase. A central video player prompts users to "Click Here to view our Welcome Video". A "Networking Hub" overlay on the right provides search and location filters, and lists attendees like Christina Jewell, Director, with options to view profiles, request chats, or send business cards. The bottom section features sponsor logos categorized by Gold, Silver, and Bronze.

Gold Sponsors: sitero (ETHICS | COMPLIANCE | INNOVATION), Miltenyi Biotec

Silver Sponsor: BioSAFE Engineering

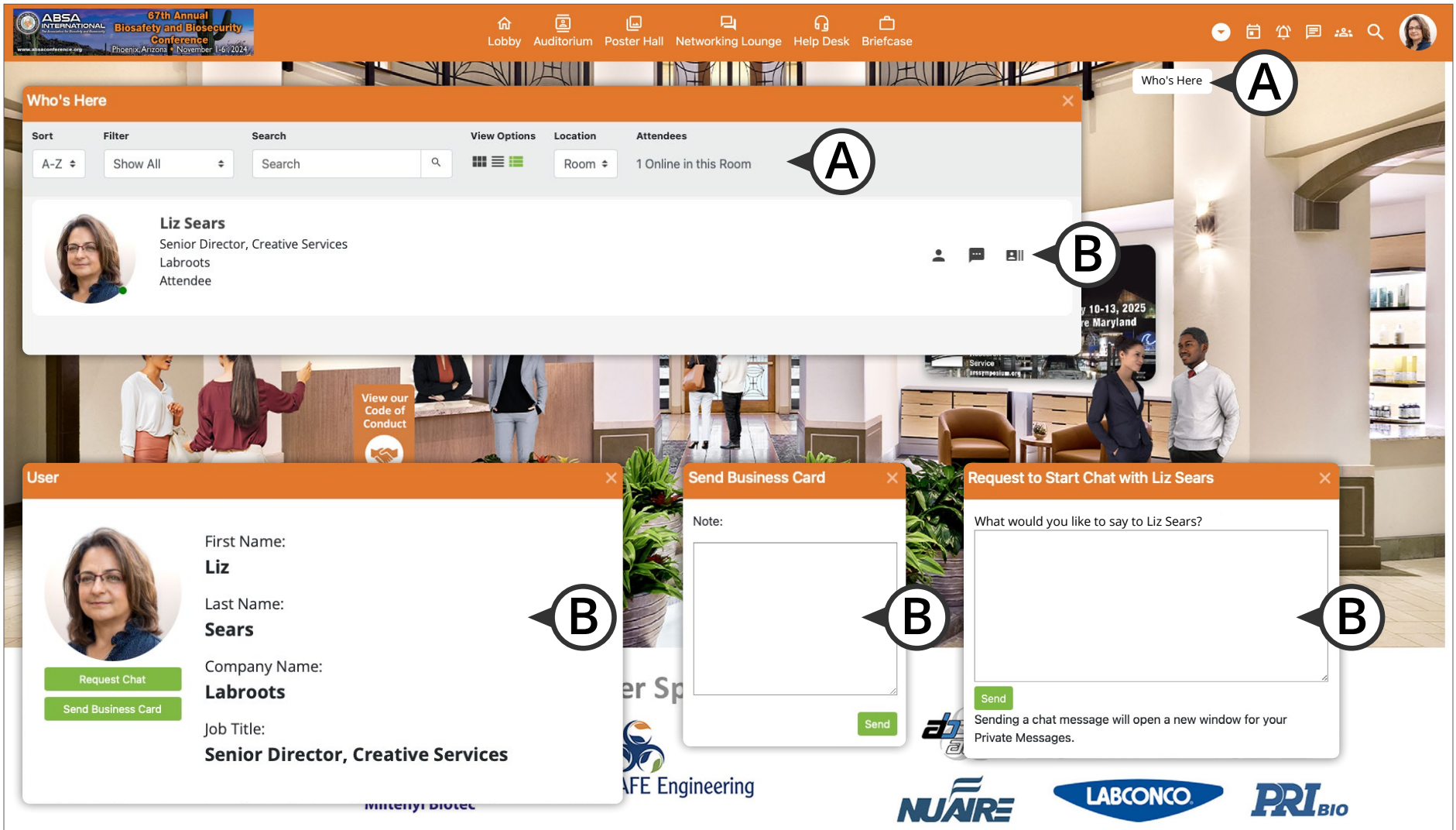
Bronze Sponsors: actini, TRI EN, NUAIRE, LAB

- A.** Personal calendar: Add Sessions, Personal Time, a reminder to Visit a Space, or Create Meeting to chat with another attendee.
- B.** Private Messages: Exchange with attendees during the event.

- C.** Networking Hub: Look for attendees within the event. View Profile, Request Chats, or Send Business Cards.
- D.** Briefcase: Here you will find downloadable resources.

Attendee Guide

Who's Here



The screenshot displays the ABSA International website's 'Who's Here' interface. At the top, a navigation bar includes links for Lobby, Auditorium, Poster Hall, Networking Lounge, Help Desk, and Briefcase. The 'Who's Here' window is open, showing a list of attendees. One attendee, Liz Sears, is highlighted. A 'User' window is open for Liz Sears, displaying her profile information: First Name: Liz, Last Name: Sears, Company Name: Labroots, and Job Title: Senior Director, Creative Services. Two other windows are open: 'Send Business Card' and 'Request to Start Chat with Liz Sears', both containing text input fields and a 'Send' button. Callout letters 'A' and 'B' are placed over the interface to indicate specific actions.

A. Click on the Who's Here button to view all virtual attendees.

B. User: Click on the attendee to view their profile, initiate a chat or send a business card.

Attendee Guide

Exploring the Auditorium



Gold Sponsors



Silver Sponsor



Bronze Sponsors



- A. Click the play button on each session to view presentations at the time they are presented.
- B. View and download the Agenda to plan your day.
- C. Various calls-to-action and interactive elements are present in every room to access content or to navigate elsewhere.



Slido Links

QR Code for Full Event

Event Code 1683143

<https://app.sli.do/event/axJg9Pkw8HrALMqbfk5gyP>

Attendee Guide


Exploring the Poster Hall





A. Click here to view all posters.

Attendee Guide


Exploring the Networking Lounge









Gold Sponsors



Silver Sponsor



Bronze Sponsors

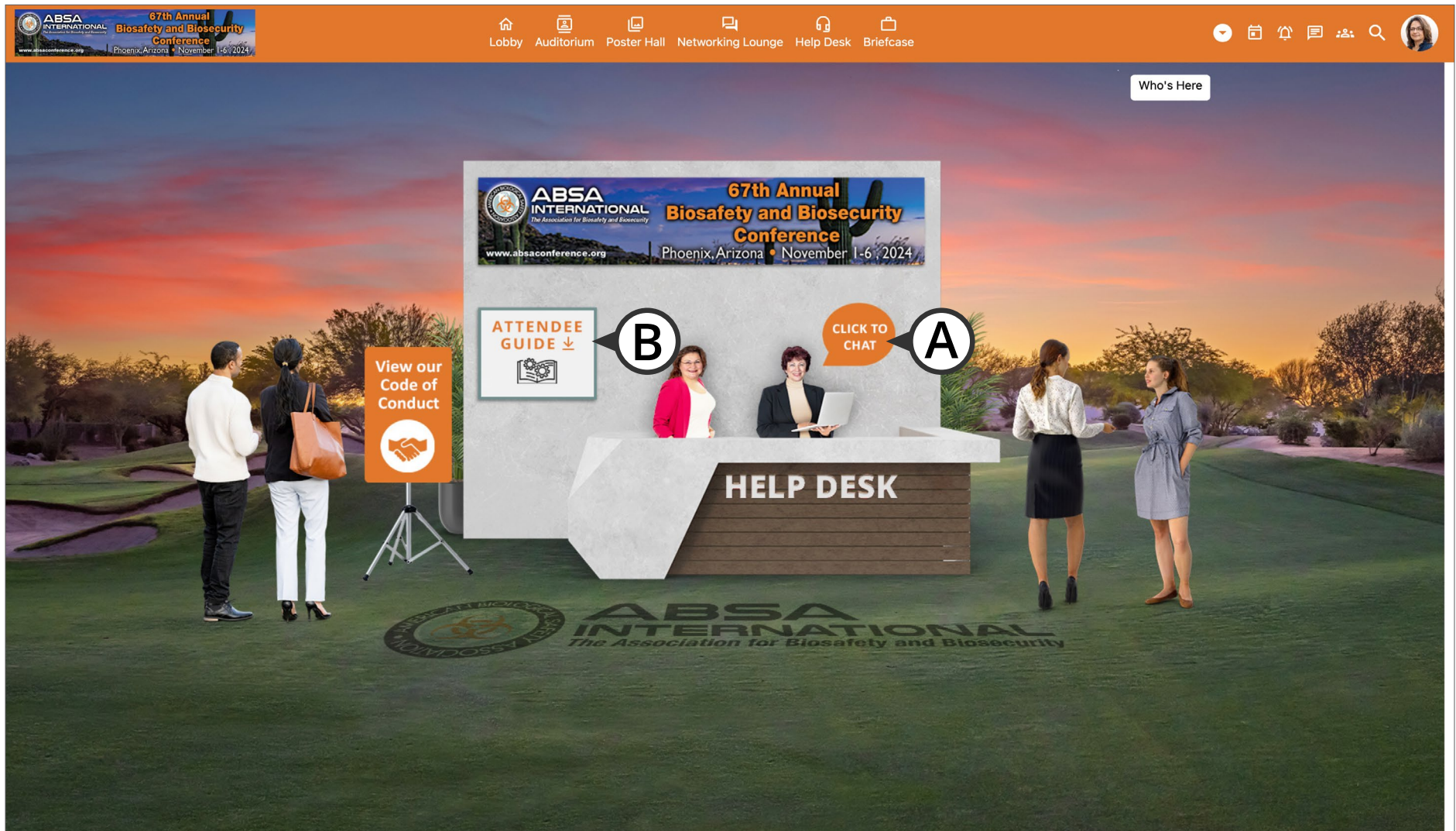


A. Click here to interact with our social media pages.

B. Various calls-to-action and interactive elements are present in every room to access content or to navigate elsewhere.

Attendee Guide

Exploring the Help Desk



A. If you need assistance at any time, please utilize the chat box here in the help desk.

B. Download the Attendee Guide